

10' Cantilevered Platform
Hydraulic Auto Leveling
180° Rotation
400' Heights
Reach-All
CraneMate™

Reaches All that Others Can't.



400' Heights with 1500 lb. Capacity

Utilities

Sign Installation

Wind Generators


Construction

Painting

Tree Trimming

Glazing

www.reachallplatforms.com or email tim@reachallplatforms.com




MAKERS OF CraneMate™

3980 Ironwood Circle, #407
 Bradenton, FL 34209

Phone: 941.256.4165

Fax: 941.761.0026

www.reachallplatforms.com



CraneMate™

The ONLY Pin-On Crane Platform with Self-Contained Hydraulics.
 Quickly Transforms a Crane into a Heavy-Duty Aerial Lift!
 Patent Pending

- Customized for any Crane
- 180° Platform Rotation And Automatic Hydraulic Leveling
- Pins To Your Crane's Existing Swing Jib Mounting Brackets
- 500 to 1,500 lbs. Capacity
- 5' - 10' Platform Lengths
- Stows for Road Travel without Any Cradling Attachment
- Maximize Your Crane's Value

CraneMate™ Pin-on Work Platform with Self-Contained Hydraulics

It just doesn't pay to use unpredictable gravity-leveled, non-rotating work platforms.

Get the job done safely and in a fraction of the time.

Maximize the value of your equipment.

Various Platform Sizes:

Platform 34" x 42" H x 5 Ft 500 lb. capacity

Platform 34" x 42" H x 10 Ft 1,000 lb. capacity

Platform 34" x 42" H x 10 Ft 1,500 lb. capacity

Features:

Platform: Steel structure with aluminum non-skid deck plate floor
Aluminum kickboard 4" high at perimeter of floor – Removable at each end
Pinned top rail gate for platform access from each end
Lifting stirrups to allow forklift to pick up assembled platform

Power Source Requirement: 12V deep cycle battery – 750 amp hours
(Not Included)

Control Box: Includes master power switch, proportional joy stick, low voltage battery light, low voltage override toggle switches, and foot-actuated switch to enable auto-leveling

Hydraulic System: Onboard electric-over-hydraulic valve assembly

Hydraulic Rotation: Utilizes hydraulic motor, slewing ring bearing, and self-locking worm drive and allows 180° rotation

Proportional Control: Rotates the platform with smooth precision

Hydraulic Leveling: Automatic leveling system with electronic position sensor and manual override control;
Platform is articulated by hydraulic cylinder with dual counterbalance valves

Safety Switch: Foot pedal switch enables/disables auto leveling


Fall Protection: Safety harness and lanyard anchors provided

Finish: Powder Coating

Service Parts: Many industry standard - easily obtained from local outlets

Options:

- Pocket-sized radio remote to control platform rotation and leveling override only, operational from ground or platform
- Pin-on platform forks for material handling rated at 250 lb. each
- Platform Jib Crane 360° manual rotation 80° hydraulic articulation 12 volt winch with steel cable
- Aftermarket conversion kit for cranes equipped with radio remote controls to meet ANSI 92.2 requirements
- A hinged door gate on one end of platform for full walk-thru entrance



Control Box



Lifting Forks



Jib Crane



Forklift Stirrups

Short Term Lease with Purchase Option Available.
For a quote call: 941-256-4165 or
Tim@reachallplatforms.com